

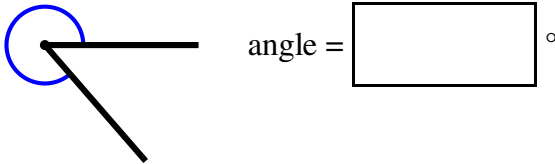
Estimating angles

Name:	Class:	Date:
-------	--------	-------

Mark	/ 10	%
------	------	---

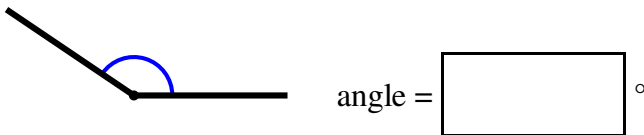
1) Estimate (do not measure) the size of the marked angle.

[1]



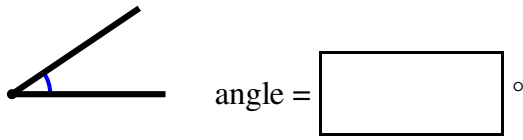
2) Estimate (do not measure) the size of the marked angle.

[1]



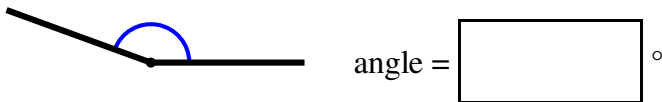
3) Estimate (do not measure) the size of the marked angle.

[1]



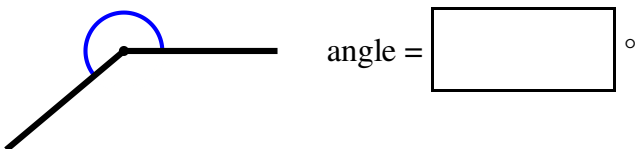
4) Estimate (do not measure) the size of the marked angle.

[1]



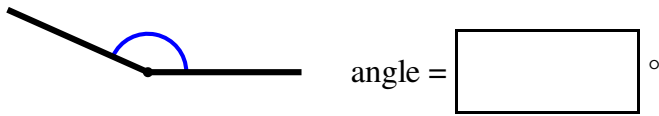
5) Estimate (do not measure) the size of the marked angle.

[1]



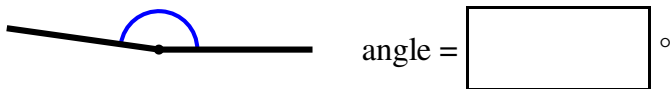
6) Estimate (do not measure) the size of the marked angle.

[1]



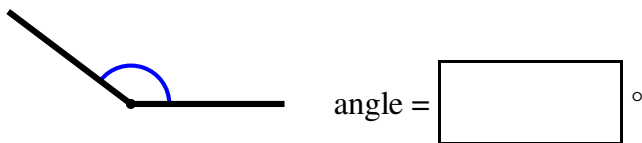
7) Estimate (do not measure) the size of the marked angle.

[1]



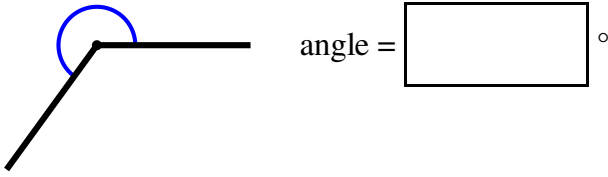
8) Estimate (do not measure) the size of the marked angle.

[1]



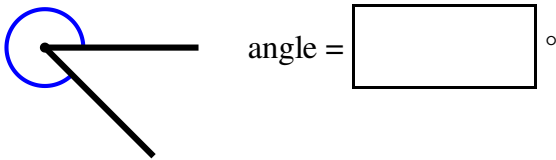
9) Estimate (do not measure) the size of the marked angle.

[1]



10) Estimate (do not measure) the size of the marked angle.

[1]



Solutions for the assessment Estimating angles

1) angle = 311°

2) angle = 146°

3) angle = 34°

4) angle = 160°

5) angle = 220°

6) angle = 156°

7) angle = 172°

8) angle = 143°

9) angle = 234°

10) angle = 315°