
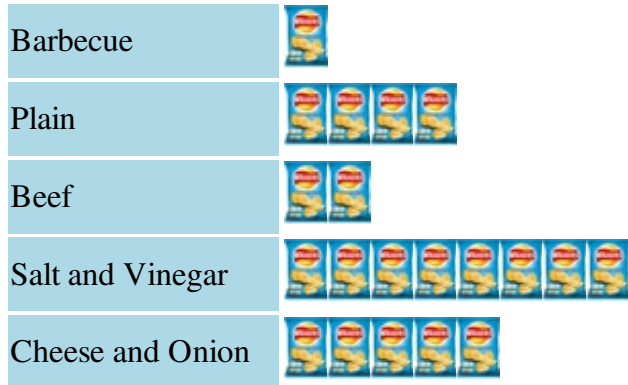


Pictograms - reading and interpreting

Name:	Class:	Date:
Mark		/ 8 %

1) The pictogram below shows favourite flavours of crisps in a survey of school children

Key:  = 5 children



a) How many children prefer Salt and Vinegar?


b) Which flavour was preferred by 10 children?


c) Which is the most popular flavour of crisps?

d) How many children were surveyed?

[1]

2) The pictogram below shows favourite football teams in a survey of school children

Key:  = 2 children



a) How many children prefer Blackburn?


b) Which team was preferred by 4 children?

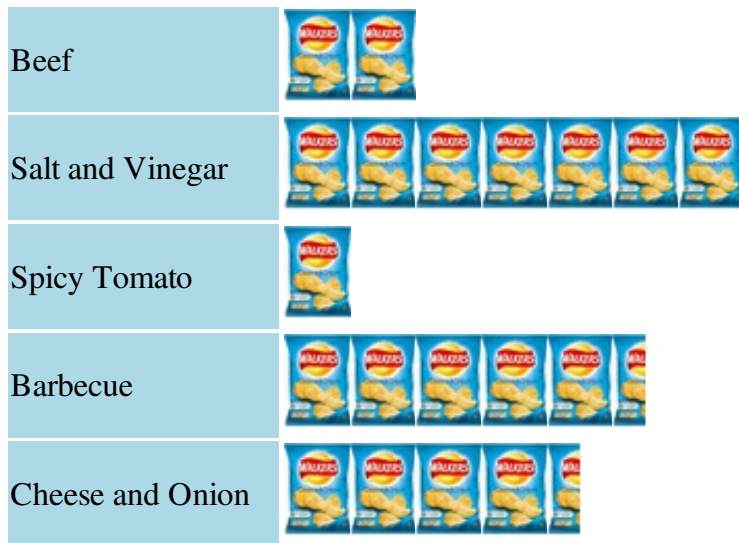
c) Which is the most popular team?

d) How many children were surveyed?

[1]

3) The pictogram below shows favourite flavours of crisps in a survey of school children


Key:  = 10 children



- a) How many children prefer Beef?
- b) Which flavour was preferred by 55 children?
- c) Which is the most popular flavour of crisps?
- d) How many children were surveyed?

[1]

4) The pictogram below shows favourite football teams in a survey of school children


Key:  = 4 children

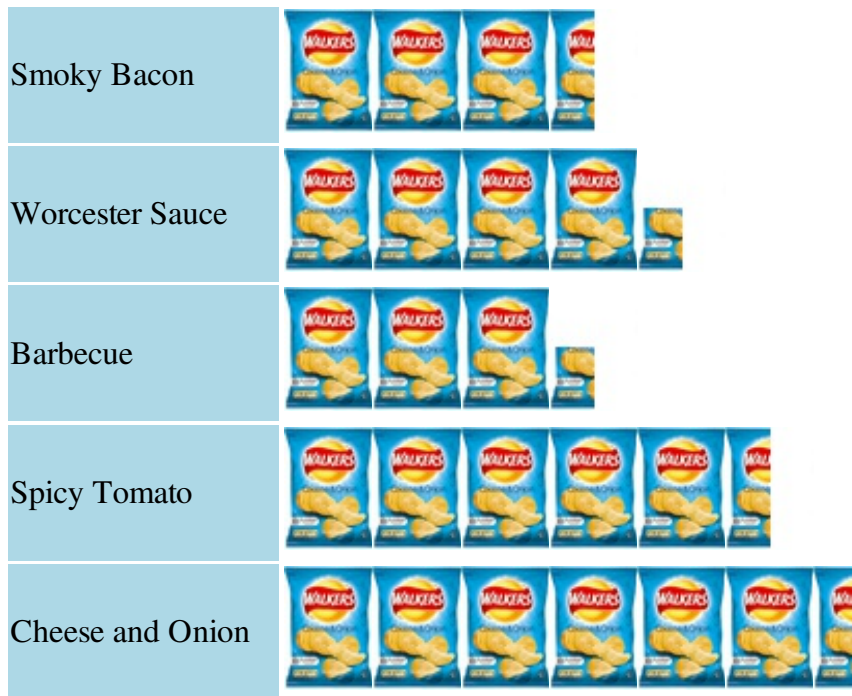


- a) How many children prefer Everton?
- b) Which team was preferred by 6 children?
- c) Which is the most popular team?
- d) How many children were surveyed?

[1]

5) The pictogram below shows favourite flavours of crisps in a survey of school children

Key:  = 4 children



a) How many children prefer Spicy Tomato?


b) Which flavour was preferred by 13 children?

c) Which is the most popular flavour of crisps?

d) How many children were surveyed?

[1]

6) The pictogram below shows favourite football teams in a survey of school children

Key:  = 4 children



a) How many children prefer Man U?

b) Which team was preferred by 9 children?

c) Which is the most popular team?


d) How many children were surveyed?

[1]

7) Complete the table and pictogram below to show goals scored by 3 football teams last month.

[1]



Team	Goals
Man City	10
Southampton	8
Blackburn	



8) Complete the table and pictogram below to show goals scored by 3 football teams last month.

[1]

Team	Goals
Tottenham	4
Southampton	9
Man City	

Tottenham	
Southampton	
Man City	
Key:  = 2 goals	

Solutions for the assessment Pictograms - reading and interpreting

1) a) 40, b) Beef, c) Salt and Vinegar, d) 100

2) a) 16, b) Liverpool, c) Blackburn, d) 42

3) a) 20, b) Barbecue, c) Salt and Vinegar, d) 200

4) a) 4, b) Chelsea, c) Liverpool, d) 68

5) a) 22, b) Barbecue, c) Cheese and Onion, d) 92

6) a) 11, b) Chelsea, c) Everton, d) 107

7) 6, 

8) 11, 