

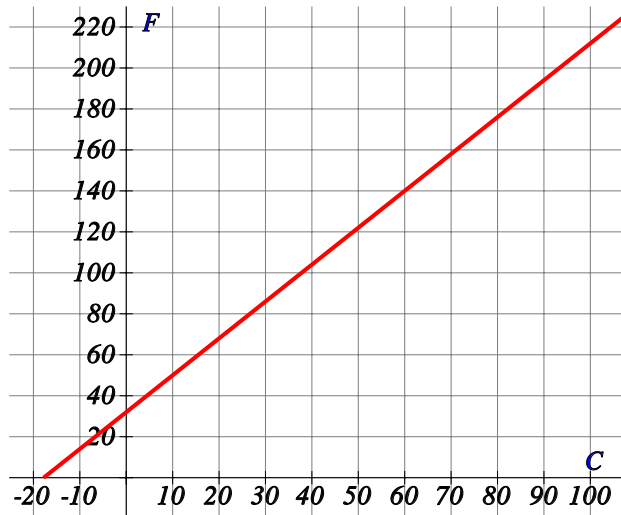
# Conversion graphs

Name:	Class:	Date:
-------	--------	-------

Mark	/ 6	%
------	-----	---

1) Using the conversion graph below, convert the following

[1]

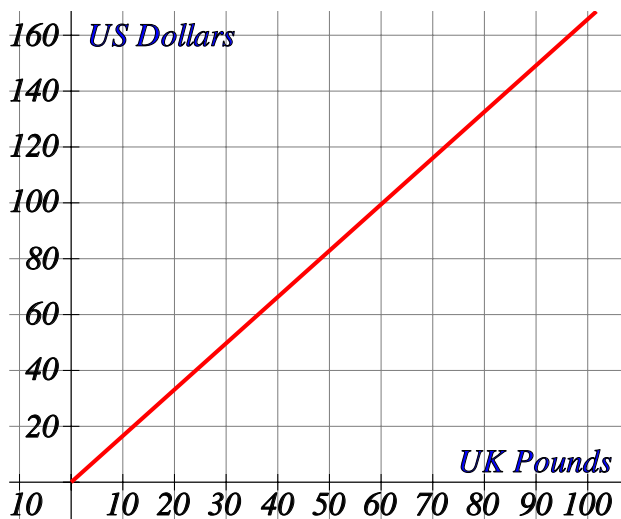


a)  $30^{\circ}\text{F} =$    $^{\circ}\text{C}$

b)  $90^{\circ}\text{C} =$    $^{\circ}\text{F}$

2) Using the conversion graph below, convert the following

[1]

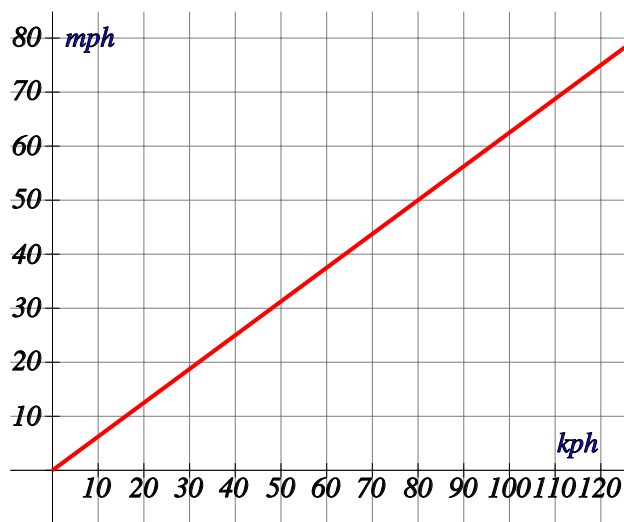


a)  $\pounds 20 = \$$

b)  $\$90 = \pounds$

3) Using the conversion graph below, convert the following

[1]

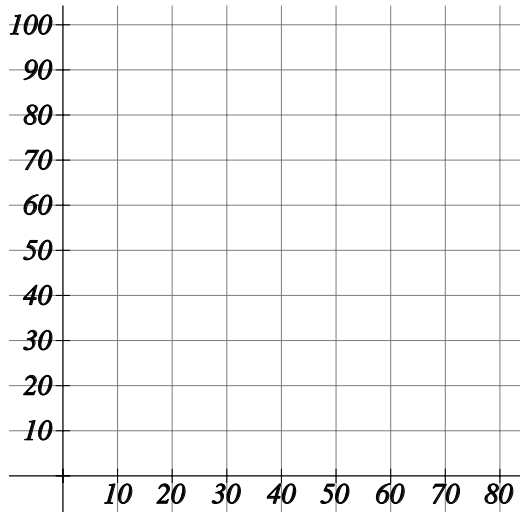


a) 70 mph =  kph      b) 100 kph =  mph

4)

[1]

a) Draw the conversion graph of miles against kilometres given that 80 km = 50 miles. Use the  $x$ -axis for miles and the  $y$ -axis for kilometres.



Use your graph to convert:

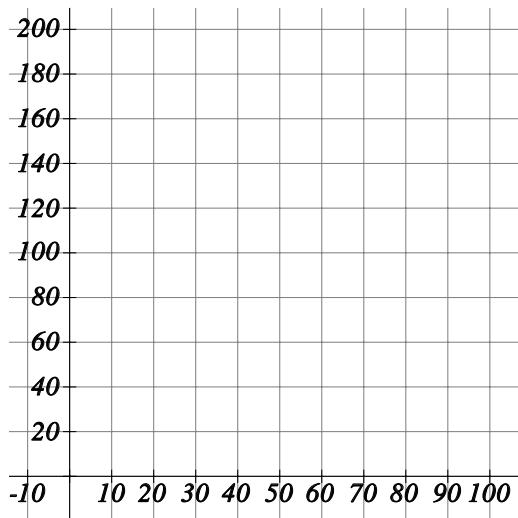
b) 20 mph to kilometres per hour

c) 60 kph to miles per hour

5)

[1]

a) Draw the conversion graph of Fahrenheit against Celsius given that  $0^{\circ}\text{C} = 32^{\circ}\text{F}$  and  $30^{\circ}\text{C} = 86^{\circ}\text{F}$ . Use the  $x$ -axis for Celsius and the  $y$ -axis for Fahrenheit.



Use your graph to convert:

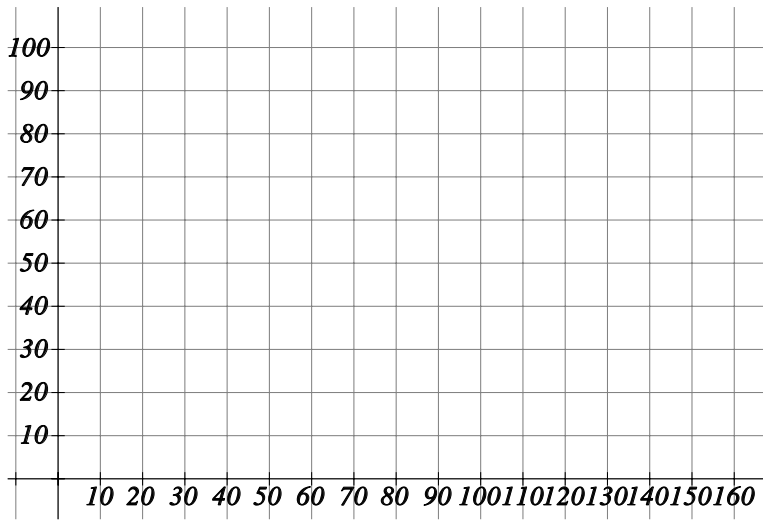
b)  $20^{\circ}\text{F}$  to degrees Celsius

c)  $35^{\circ}\text{C}$  to degrees Fahrenheit

6)

a) Draw the conversion graph of US Dollars against Pounds given that £1 = \$1.61.

Use the  $x$ -axis for Dollars and the  $y$ -axis for Pounds.



Use your graph to convert:

b) £75 to dollars

c) \$25 to pounds

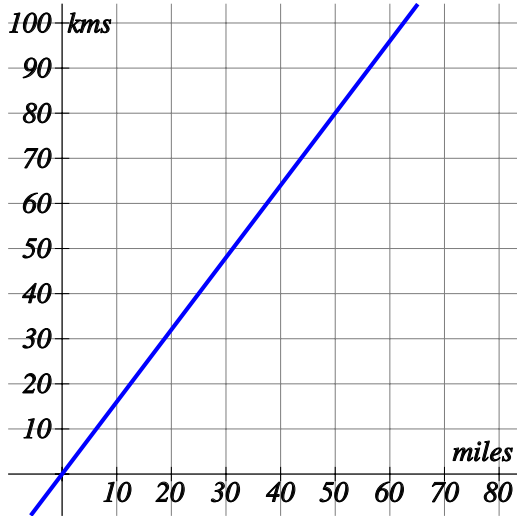
## Solutions for the assessment Conversion graphs

1) a)  $-1^{\circ}\text{C}$  (-4 - 2), b)  $194^{\circ}\text{F}$  (191 - 197)

2) a) \$33 (\$31 - \$35), b) £54 (£52 - £56)

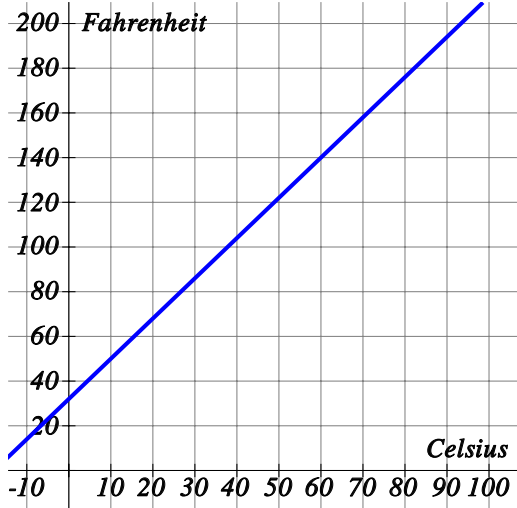
3) a) 112kph (110 - 114), b) 63mph (61 - 65)

4) a)



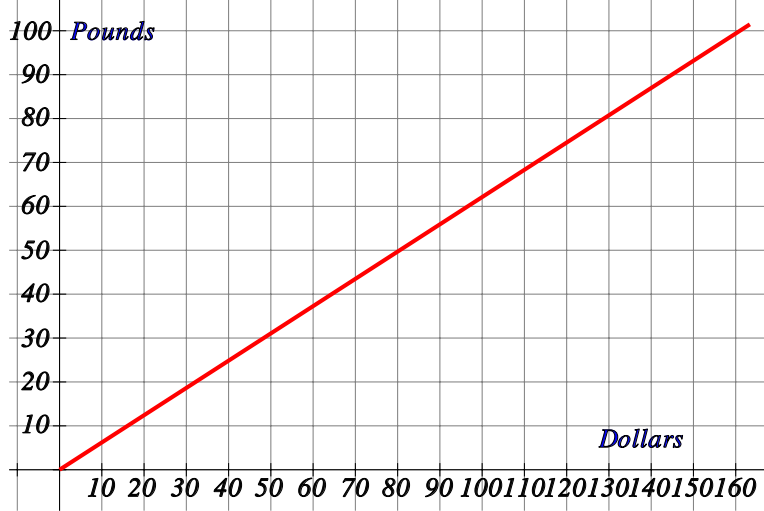
b) 32 kph (30 - 34), c) 38 mph (36 - 40)

5) a)



b)  $-7^{\circ}\text{C}$  (-10 - -4), c)  $95^{\circ}\text{F}$  (92 - 98)

6) a)



b) 121 \$ (119 - 123), c) 16£ (14 - 18)